



REALIZE the
POTENTIAL
in every student



INDIVIDUALIZED TEACHING AND LEARNING for growth and independence

What makes every student so wonderfully unique? The answer, of course, is different for every individual. That's why Unique Learning System empowers special education professionals to personalize every learner's journey toward meaningful independence. It remains the nation's leading special education solution for its proven success at nurturing student growth, comprehensive supports for teachers and students, and consistency of data-informed instruction for pre-K through transition. Since it's cloud based, all anyone needs are an internet connection and a device to access it!

PROVEN

Easily drive measurable growth and ensure compliance with a solution shaped by n2y's 25 years of experience as the special education leader.

COMPREHENSIVE

Reach every student using age-appropriate, standards-aligned instruction at the right level of support from pre-K to transition, addressing every core subject, as well as life skills.

CONSISTENT

Meet a wide range of needs with research-based differentiated instruction delivered with a scaffolded approach for developing skills, making new levels of achievement possible.

PROVEN

Districts overwhelmingly choose Unique Learning System to give students meaningful access to learning and develop greater self-sufficiency! Teachers can personalize instruction to boost each learner's growth and administrators have the resources to better maintain compliance.

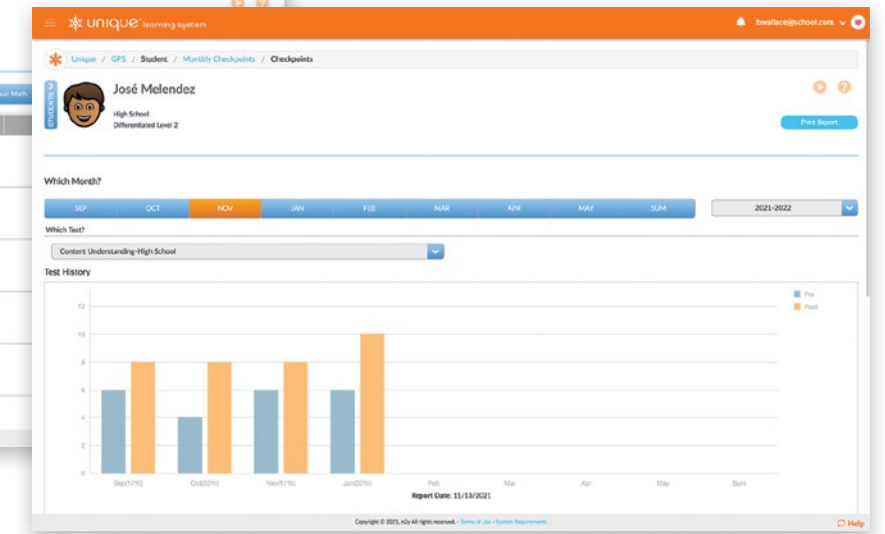
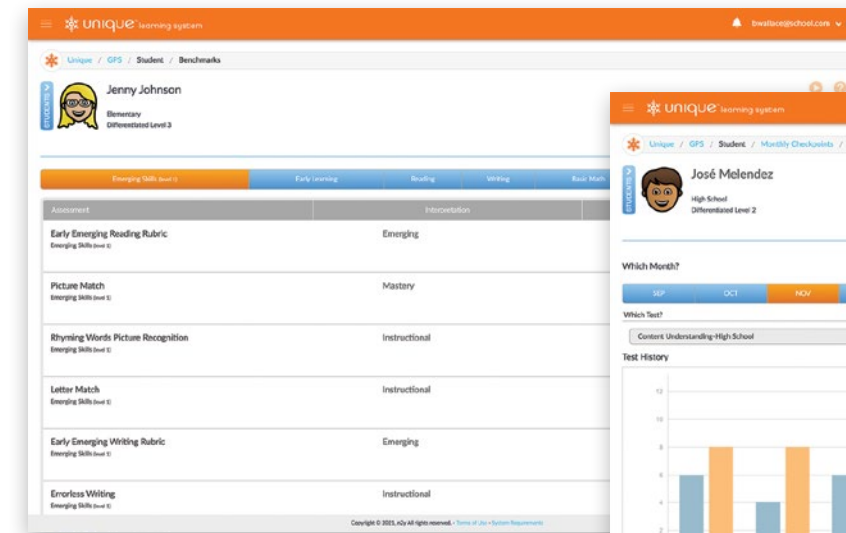
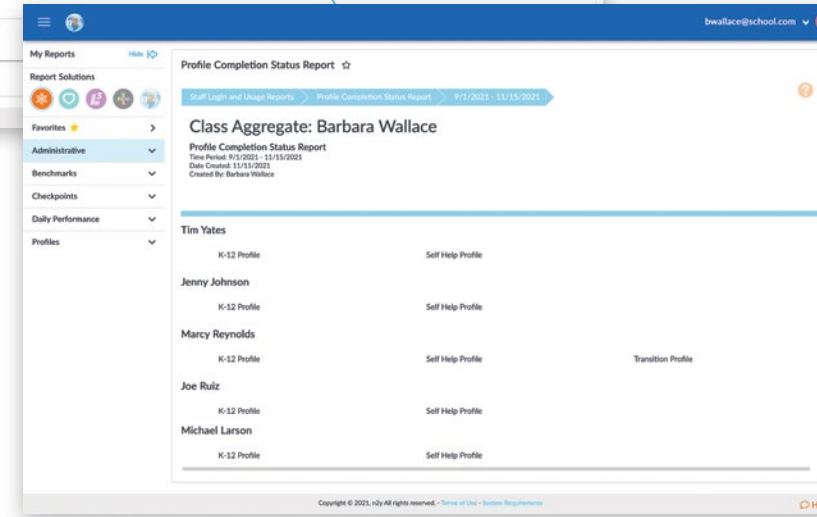
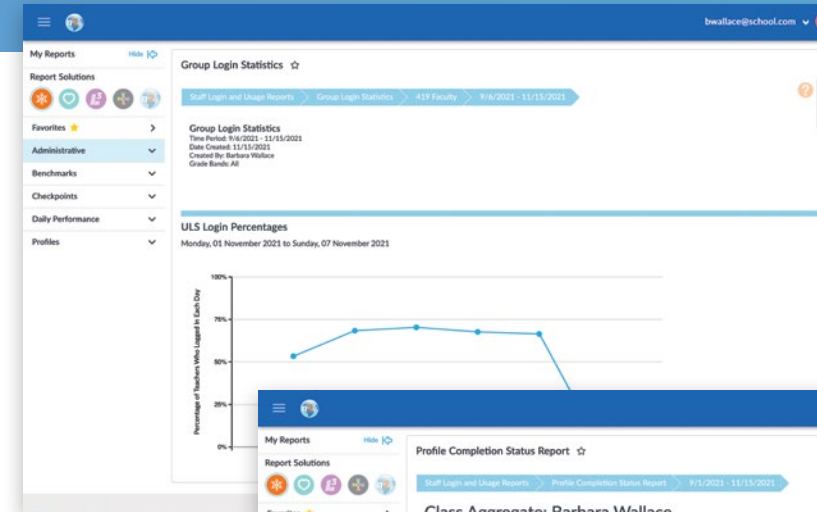
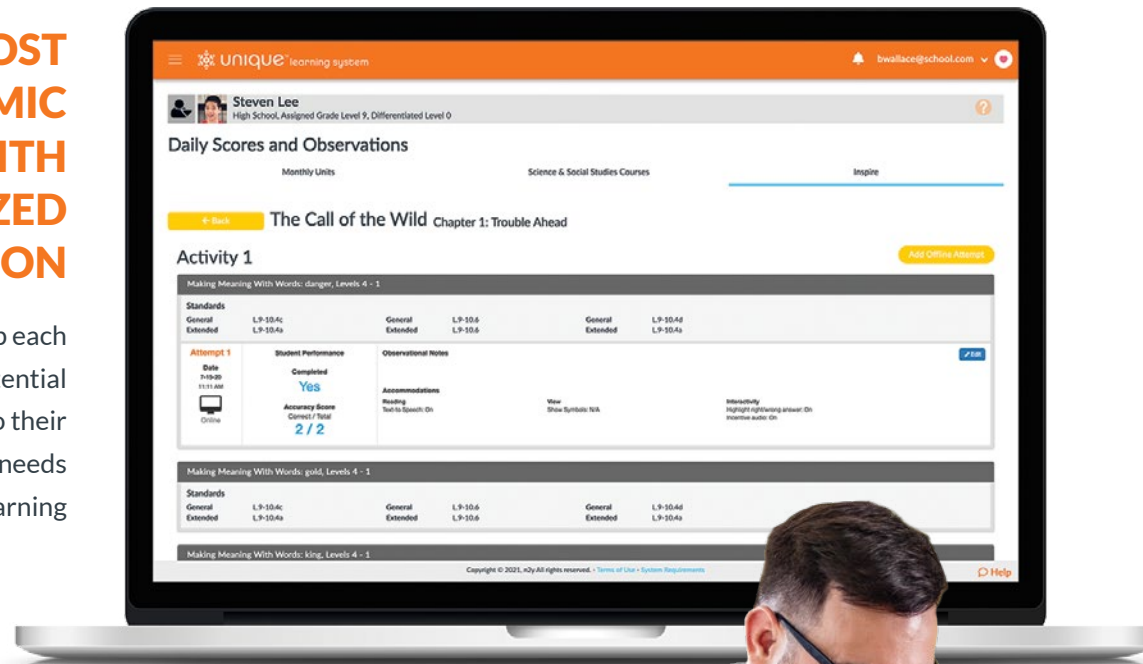
BOOST ACADEMIC GAINS WITH PERSONALIZED INSTRUCTION

What better way to help each student realize their potential than instruction tailored to their knowledge, abilities, and needs as they grow? Unique Learning

System has powerful predictive indicators that help teachers personalize what and how they teach, supporting academic progress and preparing learners for critical high-stakes tests.

SPARK GROWTH THROUGH CUTTING-EDGE SOLUTIONS

If you've ever been unsure about what direction your school or district should take in serving your unique learners, consider the measurable growth that students using Unique Learning System have experienced—case studies and educator feedback confirm it!



STAY ON TOP OF TEACHER AND STUDENT PERFORMANCE

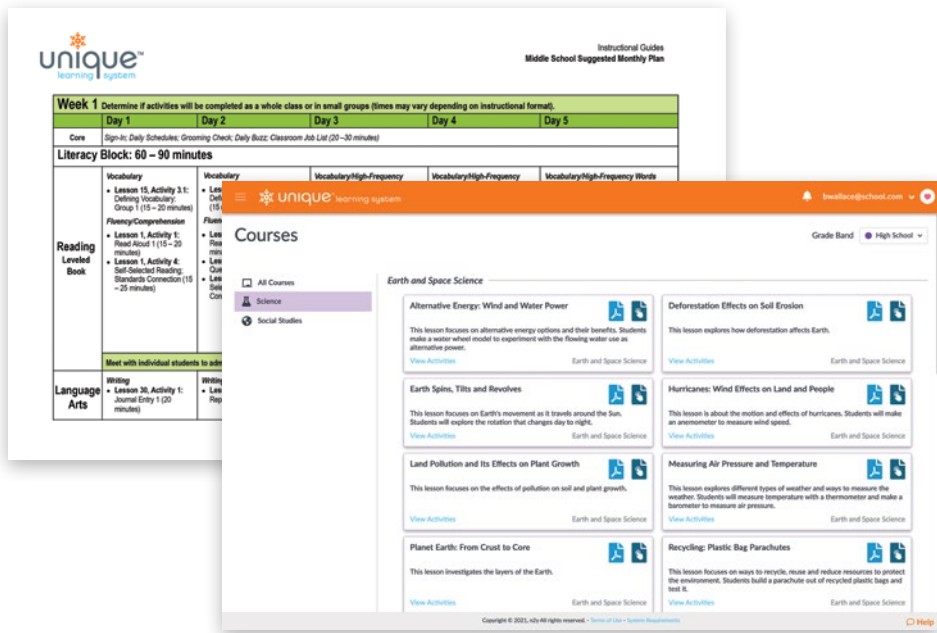
It's much easier for administrators to deliver timely and efficient resources, training, and support to their teams with insights from Unique Learning System's robust reports. With a high-level view into the usage and impact of n2y solutions district wide, you also have a valuable resource for ensuring compliance with relevant standards and regulations.

CREATE AND TRACK IEP GOALS EFFECTIVELY

Set unique learners up for success from the beginning by accurately developing IEP goals that are measurable and achievable based on built-in assessment options.

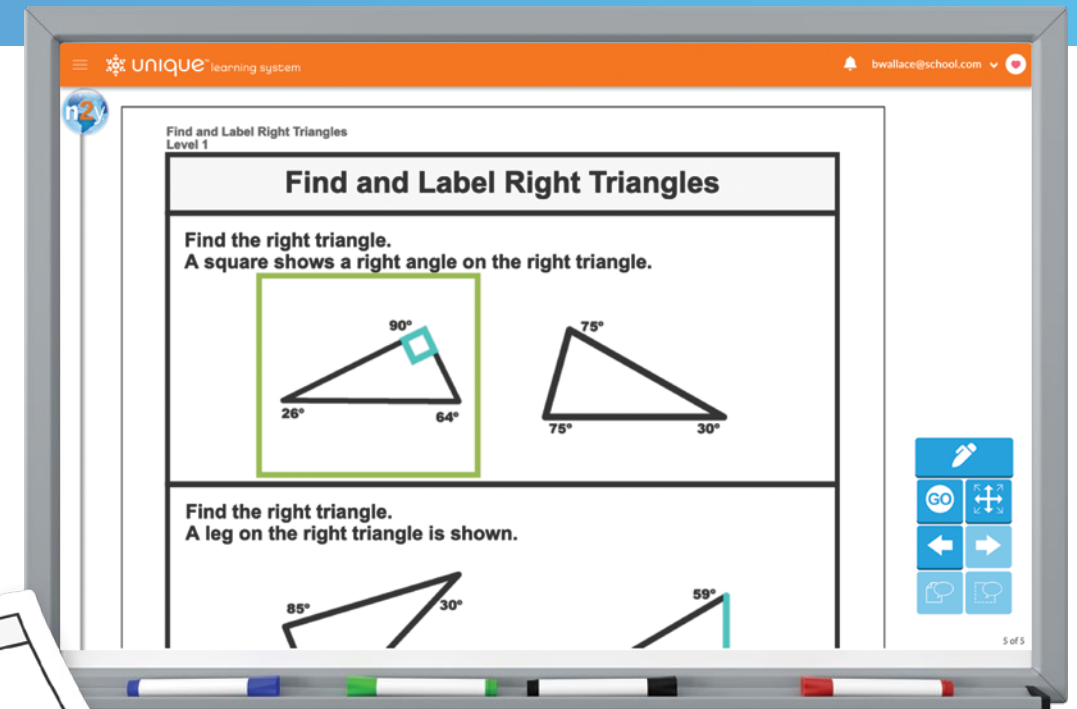
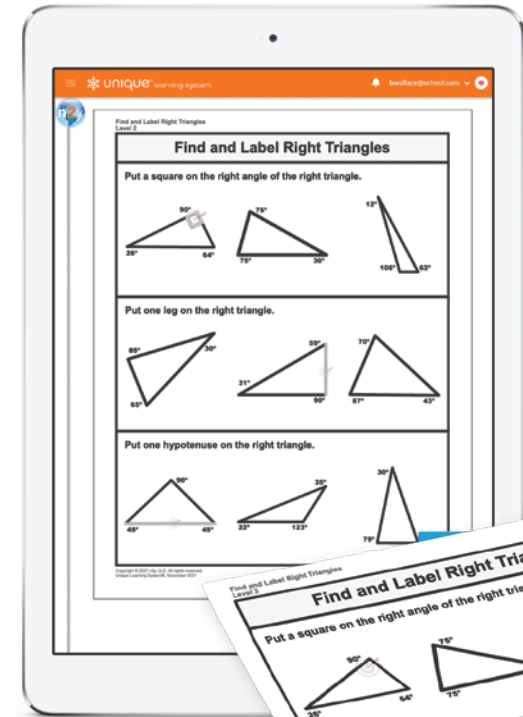
COMPREHENSIVE

Address the needs of the whole student with Unique Learning System, a pre-K through transition solution that offers more support than any existing instructional resource! Learners of varied abilities really connect with its age-appropriate content. Teachers can shine with its unmatched flexibility and resources, lifting district performance.



COVER EACH SUBJECT AND RELEVANT SKILL

With a single solution, teachers can provide complete and current instruction for students from pre-K through transition. The materials for teaching and learning every core subject, as well as life skills, are included!

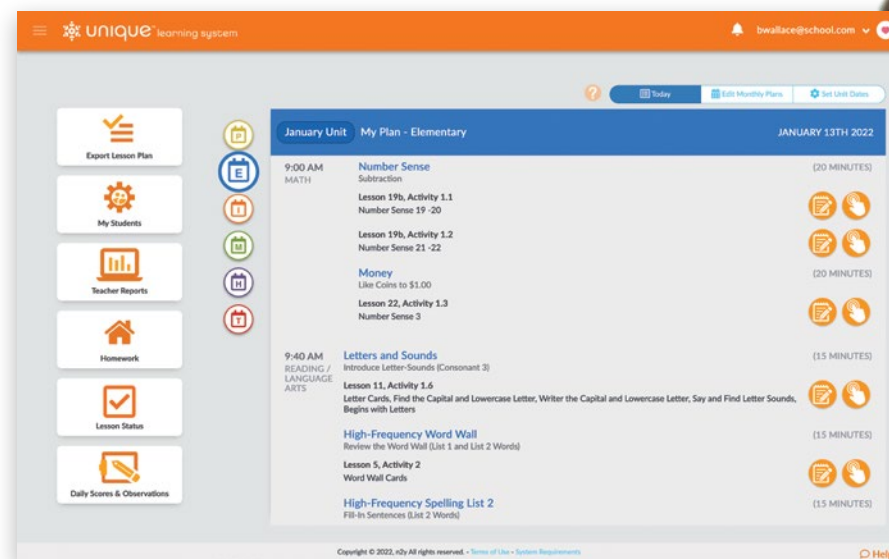


MEET THE DIVERSE NEEDS OF EVERY STUDENT

Ensure students at all levels, from all backgrounds, and across every setting grow and achieve with the help of age-appropriate, standards-aligned instruction that offers the right level of support for each individual.

FREE YOUR TEACHERS

Create the opportunity for bigger gains in student progress by giving teachers the flexibility and time to do what they do best: teach! Using Unique Learning System, they have the power to create their own schedule, save preparation time with automated lesson planning and differentiation, and easily access point-of-use standards for all 50 states.



CONSISTENT

Grow student confidence and achievement across your district with Unique Learning System's engaging learning environment. Discover how to best support teachers and help them focus on individual student needs using powerful administrative tools and reports.

MEET EACH LEARNER AT THEIR LEVEL

Unique Learning System gives educators exactly what they need to meet student needs, encourage growth, and pace with the general education curriculum using a range of research-based methodologies. Instruction that's consistently differentiated to three levels saves teachers valuable time and inspires confidence that every learner will make progress.

Unit 12
HIGH SCHOOL
Physical Science

Instructional Targets

Science Standards for Physical Science

- Recognize and investigate real-world examples of physical and chemical changes to matter.
- Identify and investigate entries in the Periodic Table of Elements in relation to real-world product uses (gold in jewelry, aluminum on foil wrap, etc.).

Differentiated Tasks

Level 3	Level 2	Level 1
<p>Level 3 Students will...</p> <ul style="list-style-type: none"> Describe changes in matter within real-world situations, including physical changes (size, shape, state or appearance) and chemical changes (transformation to a different kind of matter). Identify common metal and nonmetal elements and typical uses for these elements. 	<p>Level 2 Students will...</p> <ul style="list-style-type: none"> Identify the cause of a chemical or physical change in a state of matter (water freezing into ice cubes, paper being cut into shapes, baking a cake, etc.). Identify objects made of metal and each object's use (pan for cooking, folding chair for sitting, etc.). 	<p>Level 1 Students will...</p> <ul style="list-style-type: none"> Identify states of matter before and after changes in that matter. Identify common objects made of metal.

Standards Connection

What's the Matter With Popcorn?
The leveled book, *What's the Matter With Popcorn?*, introduces the concepts of solids, liquids and gases in preparation of the study of chemical and physical changes. Students will see the various states of matter presented as popcorn is being made at a movie theater. Throughout this unit, encourage students to identify a variety of states of matter, whether in their immediate environment or in other locations.

It's All About the Change
This chapter book introduces the concepts of physical and chemical changes as a class tours a recycling plant. Each chapter presents a product made from matter that is being recycled, including aluminum cans, glass bottles, paper products and plastic bottles. Throughout this unit, have students identify different types of matter and ways in which matter can change. Have the students point out items made from the various elements of the periodic table, including metals, and how they are used.

Life Skills Applications
The life skills applications focus on practical applications related to changing matter and the elements. Students will practice work skills by cutting fruit to prepare a fruit salad (Lesson 4) and rolling silverware (Lesson 14). Students follow cleaning routines to clean a piece of glass (Lesson 8), remove a stain from a piece of clothing (Lesson 10) and sort items for recycling (Lesson 12). Finally, students use problem-solving skills to select metal kitchen tools for making a meal (Lesson 6) and practice social skills as a host/hostess in a restaurant (Lesson 14).

Happy National Popcorn Day!
It's time to pop some popcorn for National Popcorn Day on Wednesday, January 19, 2022. Be sure to explain to students that popcorn goes through physical changes. The kernel, a solid, holds a tiny drop of water, a liquid. As the kernel gets hot, a physical change happens. The water turns to steam, a gas. The steam builds up pressure and pops the kernel inside out. Celebrate this day by eating popcorn, using popcorn for a lesson, decorating a popcorn bag or making popcorn in various flavors to share with people around the building.

The n2y Library has several books that may extend understanding of types of matter, changes to matter and elements:

- Elements of Matter*
- Exploring Solids, Liquids and Gases*
- Oxygen: Air's Right into the Element Oxygen*
- Physical and Chemical Changes of Different Foods*
- Simon Schuster's Science*
- Recycling*

Maurice is eating dinner at B's Italian Restaurant. He has \$20.00 to spend. Maurice orders spaghetti and meatballs. How much money will he have left over?

Money in his wallet: \$ 20.00

Cost of item: - \$ 11.00

Money left over: \$.

Show how much money is left over.

Lesson 8 - Life Skills Application 3
Activity 1 - Menu Math

Instructional Targets

Standards for Language

- Secondary Acquisition and Use:** Use words acquired through academic and domain-specific sources when speaking and writing.
- Daily Living**
- Money Management:** Apply and manage use of money in the context of real-world situations.

Instructional Routine

Introduce

- Introduce the lesson by asking a focus question. For example, ask, "What do we use to choose a meal at a restaurant—a menu or a book?" Discuss student responses.
- Explain that when people are on vacation or traveling, they often eat out at restaurants. When choosing where to eat or what to eat, people use the menu to find the prices of the food items. For example, say, "People use menus to find out how much meals cost." Tell students that you are going to use menus and scenarios to find out how much meals cost, and how much money is left over. For example, say, "We are going to find out how much the Jerome family's meals cost by looking at menus and prices. Your job is to recognize, calculate or indicate the amount of money left over from a meal."

Model

- Review the learning goal with students; will recognize, calculate or indicate the amount of money left over from a meal in the Restaurant Scenarios.
- Display the Restaurant Menu. Point out the different restaurant titles and meal prices. Discuss with students some of the meal items and the prices. For example, say, "I see three different restaurants: The Diner, The Hamburger Joint and B's Italian Restaurant. Each meal has a different price."
- Display Restaurant Scenarios. The scenarios are provided in three levels (Level 3, Level 2 and Level 1). Display the level that meets the needs of the majority of students. Read the first scenario.
- Model how to calculate the amount of money left over from a meal. For example, say, "Maurice has \$20.00 to spend. He buys the spaghetti and meatballs meal. I'll check the menu to see the cost of his meal. The menu shows that his meal costs \$11.00. To find out how much he has left, I will take away the cost of his meal from the total. I will calculate \$20.00 minus \$11.00. He has \$9.00 left!"

Practice

- Display the Restaurant Menu and Restaurant Scenarios. Provide calculators and real or play money.
- Level 3: Have the student recognize and calculate the amount of money left over by completing the Restaurant Scenarios.
- Level 2: Have the student select or match coins or bills to indicate a specified amount by completing the Restaurant Scenarios.
- Level 1: Have the student select a money amount by completing the Restaurant Scenarios. Then, have the student exchange money for a purpose by using money manipulatives and exchanging the dollar amount and/or change for each meal in the scenarios. For example, have the student select \$11.00 in money manipulatives for the spaghetti and meatballs meal.

Review

- Review the learning goal by having students select different meal options, calculate the costs from the Restaurant Menu, and use real or play money to match amounts and simulate an exchange.

Check Understanding

- Level 3: Can the student recognize and calculate the amount of money left over in the Restaurant Scenarios?
- Level 2: Can the student select or match coins or bills to indicate a specified amount in the Restaurant Scenarios?
- Level 1: Can the student select a money amount to exchange money for a purpose as specified in the Restaurant Scenarios?

CAPTURE STUDENTS' ATTENTION

Draw unique learners in with real-world thematic units delivered with a scaffolded approach and spiraling scope and sequence that empower teachers to introduce, reinforce, and apply skills effectively.

Unique / GPS / Student / Tracked Skills / Skill

David Erickson
High School
Differentiated Level 2

Skill
Decoding

Benchmark Assessments

Toggle graphs

Present Level of Performance
Identify isolated sounds or letters within words.

Suggested Strategy
Provide direct instruction with words that have similar letters and simple word patterns with opportunities for the student to read new words.

Unique / GPS / Student / Core Rubrics / Core Rubric Report

Emma Miller
High School
Differentiated Level 3

Rubric	HS	Rating
Employability Created: Nov 16, 2021 Updated: Nov 16, 2021 Employability Interpretation: Showing progress in skill area; continue to reduce prompts; prioritize weak skills to identify appropriate goals. Notes:	13	Progressing
Social Strategies Created: Nov 16, 2021 Updated: Nov 16, 2021 Social Strategies Interpretation: Showing progress in skill area; continue to reduce prompts; prioritize weak skills to identify appropriate goals. Notes:	12	Progressing
Self Advocacy Created: Nov 16, 2021 Updated: Nov 16, 2021	9	Participating


BOOST PROGRESS WITH THE RIGHT SUPPORTS

With easy access to dependable data, educators gain crucial insights into where additional teacher support is needed for each student to make progress academically and build life skills on their path to independence.

Promote inclusion with INSPIRE CLASSICS

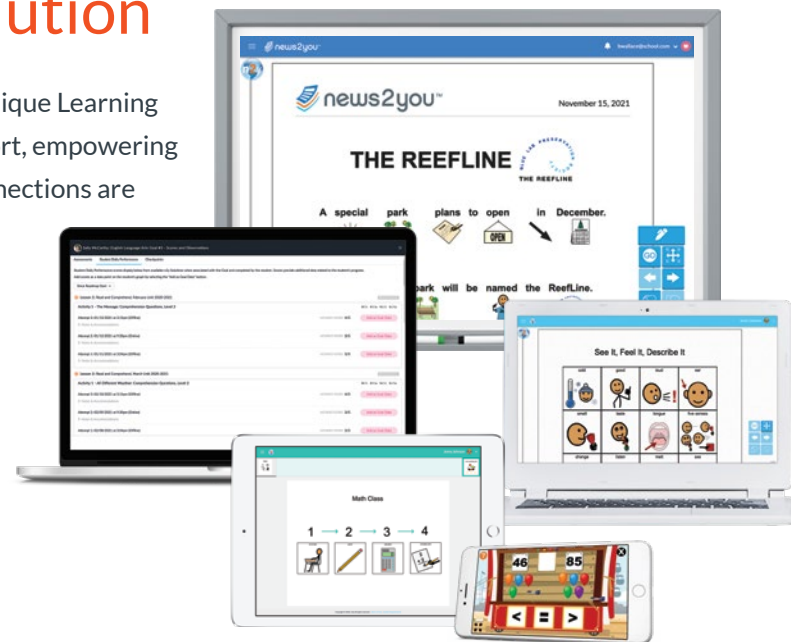
Elevate student confidence and pride by providing equitable access to the world-class texts their peers in general education are reading. The 12 novels and plays in this online add-on for Unique Learning System come in adapted text or symbol-supported versions for middle and high school readers.

\$218⁹⁰
as an add-on



MAXIMIZE ENGAGEMENT with n2y's Total Solution

The integrated Total Solution incorporates Unique Learning System within a complete ecosystem of support, empowering achievement and independence. Content connections are made between Unique Learning System's monthly lessons, profiles and data points in Polaris™, the current events covered in News2you™, and the skill-building games in L³ Skills®. Assignments for all solutions are visible at once in Student View. And every lesson is supported by the dynamic symbols in SymbolStix PRIME.



unique™ learning system

Count on our **AWARD-WINNING** INSTRUCTIONAL RESOURCES

WHAT'S INCLUDED?

A ONE-YEAR LICENSE PROVIDES:

\$640⁴⁶
per year

- Unlimited access for one service provider and 15 students to one grade band of differentiated lessons and standards-aligned content for core subjects and transition. Grade bands include Pre-K, Elementary (K-2), Intermediate (3-5), Middle School (6-8), High School (9-12), and Transition.
- Anytime access through Student View
- Access to regular updates and additions
- Use of the powerful Goals, Preferences and Skills (GPS) assessment hub and resulting student data and reporting
- A time-saving, easy-to-use platform that integrates with other n2y solutions
- Online self-paced training and a live virtual working session where teachers can ask questions and get answers—they'll be ready to teach from day one!
- 24/7 access to our comprehensive Knowledge Base that shows how to use Unique Learning System, including Getting Started, FAQs, and support articles.

//CODiE//
2021 SIIA CODiE FINALIST

//CODiE//
2020 SIIA CODiE WINNER

GREATER CLEVELAND PARTNERSHIP
TECH WEEK 2021

//CODiE//
2019 SIIA CODiE FINALIST

BEST EDUCATIONAL SOFTWARE AWARDS
Winner of 24th ANNUAL
BESSIE AWARDS
ComputED Gazette, Carlsbad, CA



THE EDTECH AWARDS
COOL TOOL FINALIST 2018

Try samples, schedule a demo, request a free trial, get a quote, or buy now!

Explore more at n2y.com/unique-learning-system

[Unique Learning System] has been so helpful to me as a special education teacher. I have students from mild-moderate to severe-profound disabilities on my caseload, and having a central theme with different levels of work each week ready to go saves me HOURS in lesson planning and resource development.

Alana Murphy

SPECIAL EDUCATION TEACHER
RANCH HEIGHTS ELEMENTARY SCHOOL, OK



Digital **SIMPLICITY.**
Data-driven **EFFICACY.**

n2y's Total Solution connects the entire educator team with integrated tools that empower them to plan, teach, assess, report, and reach students across every in-school or remote setting.

Schedule a demo at n2y.com/demo

EVERYONE Can Learn®

800.697.6575 • n2y.com

Copyright © n2y, LLC. All rights reserved.

