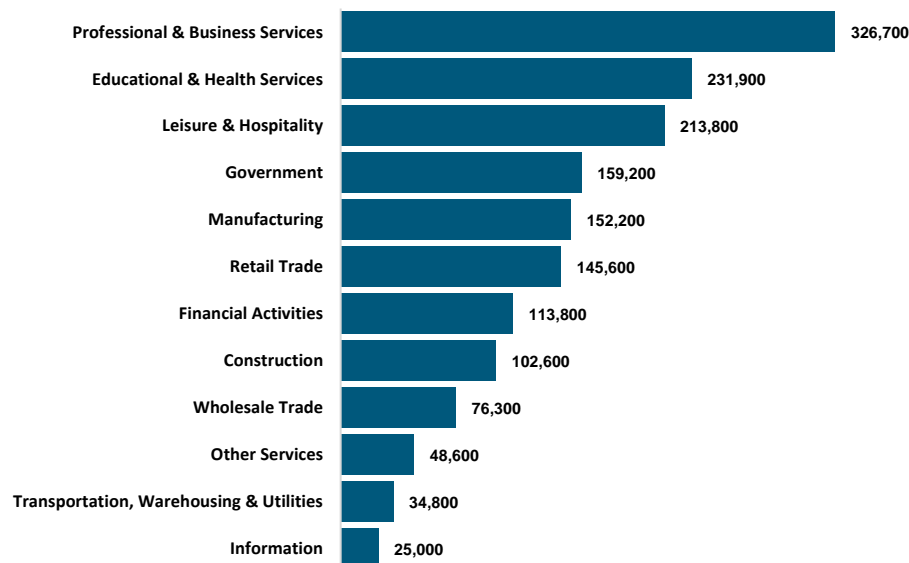
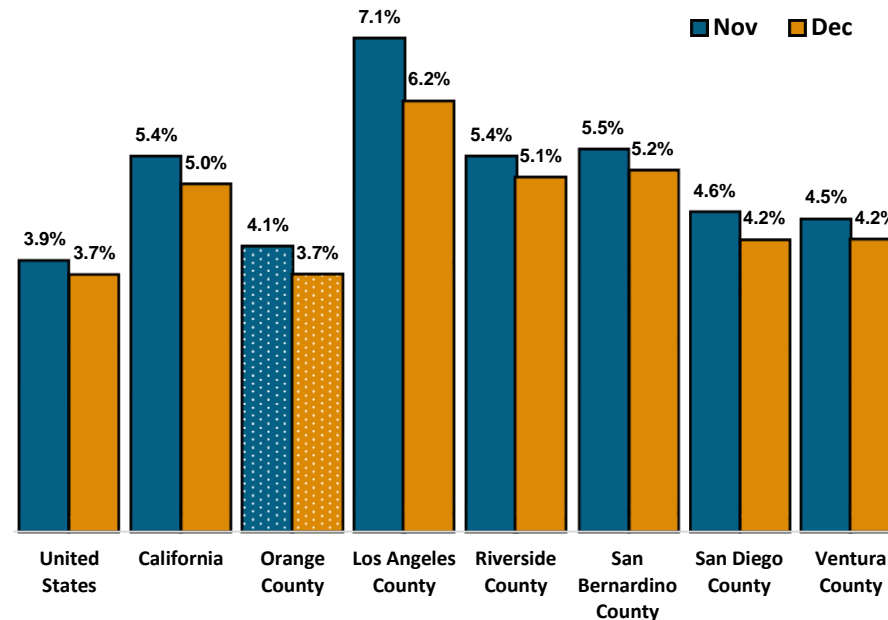


December Industry Sectors Ranked by Employment Size¹



Unemployment Rate (%)²



Online Job Advertisements – December 2021 Help Wanted OnLine³

Top Employers

Allied Universal - 1,403
Anthem Blue Cross - 1,022
University of CA, Irvine - 574
Rivian - 537
Starbucks Coffee Company - 494
Amazon - 488
MemorialCare Health System - 466
Hoag Memorial Hospital - 426
Nordstrom – 420
UnitedHealth Group - 404

Top Occupations

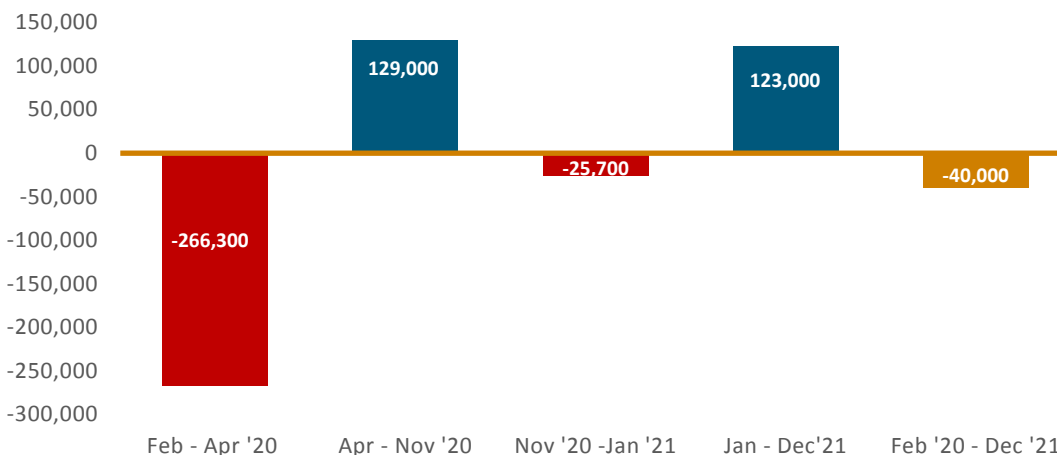
Retail Salespersons - 2,933
Registered Nurses - 2,488
Sales Reps., Wholesale & Mfg. Except Technical & Scientific Products - 2,315
Customer Service Representatives - 2,265
Managers, All Other - 2,065
Security Guards - 1,671
Computer Occupations, All Other - 1,641
First-Line Supervisors of Retail Sales Workers - 1,540
Software Developers, Applications - 1,375
Heavy and Tractor-Trailer Truck Drivers - 1,343

Top Cities

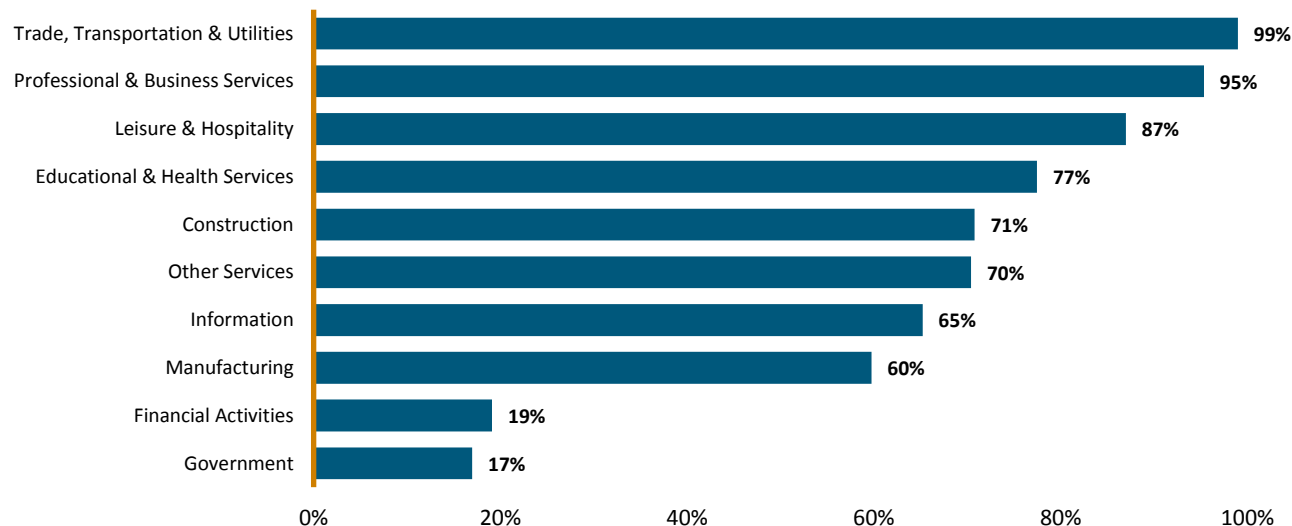
Irvine - 18,488
Anaheim - 8,715
Santa Ana - 6,953
Orange - 6,471
Costa Mesa - 5,742
Newport Beach - 4,026
Huntington Beach - 3,642
Fullerton - 3,004
Tustin - 2,594
Brea - 2,168

Change in Civilian Employment: February 2020 – December 2021⁴

- Orange County's civilian employment reached 1,532,100 in December 2021. Between April 2020 and December 2021, employment grew by 226,300 people, offsetting nearly 85 percent of the 266,300 pandemic loss.
- Despite the employment increase, the county remains below its pre-pandemic level of 1,572,100. As of December 2021, there were 40,000 fewer individuals employed in the county than there were during the onset of the pandemic.



Employment Recovery by Industry: April 2020 – December 2021⁵



- The county has recovered 81 percent of the 270,900 nonfarm jobs lost during the pandemic.
- The largest recovery has been in trade, transportation, and utilities, with transportation, warehousing and utilities not only fully recovered, but adding an additional 4,600 jobs. Retail trade has recovered about 92 percent and wholesale trade 61 percent of the job losses.
- Leisure and hospitality, the sector that suffered the largest employment loss of 92,200 jobs, has recovered 87 percent of the loss. Arts, entertainment and recreation has reached pre-pandemic levels and adding 4,000 jobs. Accommodation and food services has recovered 80 percent.

Sources: ¹Current Employment Statistics (December 2021), ²Local Area Unemployment Statistics (December 2021), ³The Conference Board®-Burning Glass® Help Wanted OnLine® (HWOL) Data Series (December 2021), ⁴Local Area Unemployment Statistics (February 2020 – December 2021), ⁵Current Employment Statistics (April 2020 – December 2021).